0° SKEW VARIABLE BRIDGE WIDTH 2:1 FILL SLOPES
22.5° SKEW FROM ROADWAY ON WINGS

ABUTMENT SKEW CORRECTION FACTOR (SCF) = 1.000

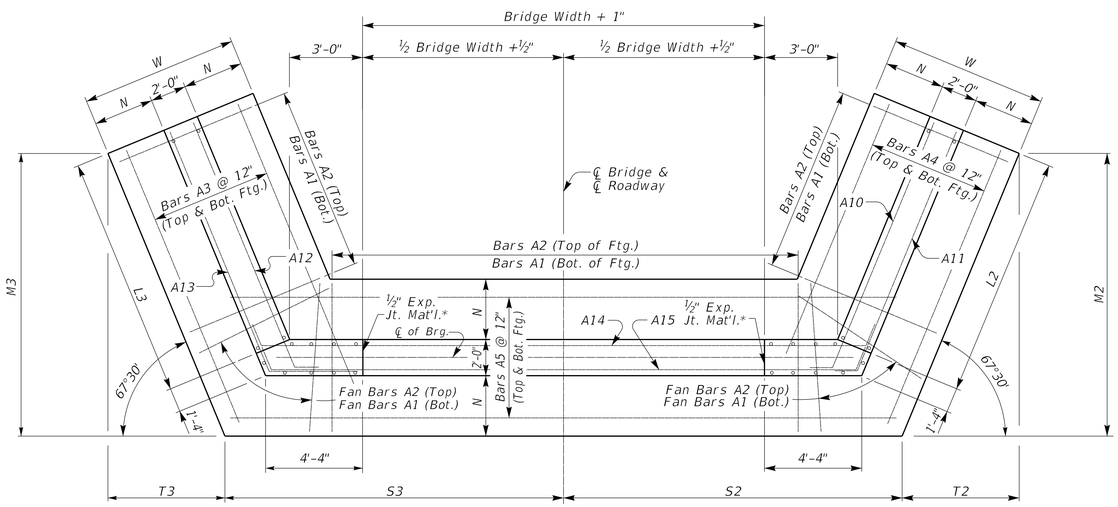

PLAN

Note: Trim A16 & A17 bars if necessary

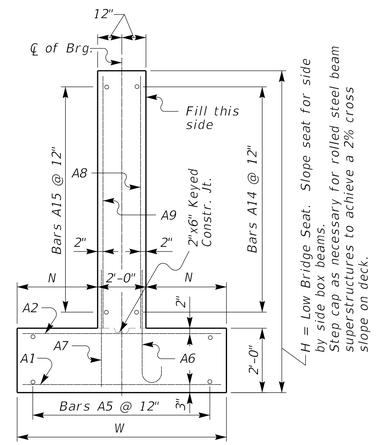

WALL SECTION

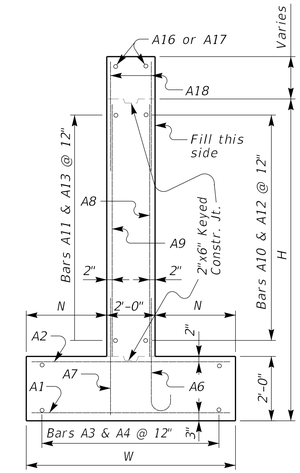

WING SECTION

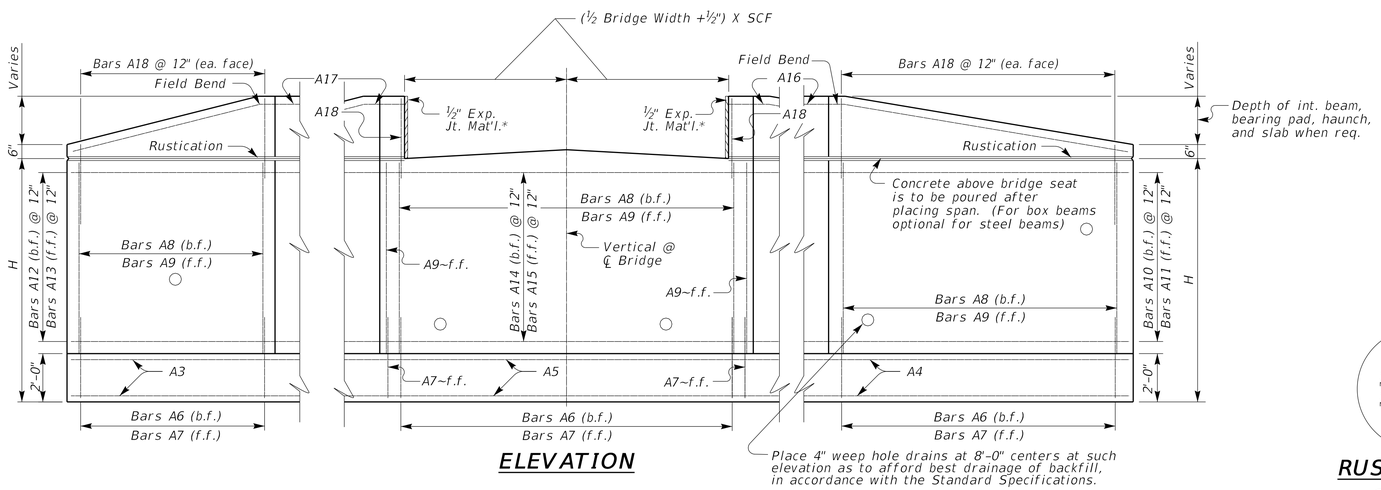

ELEVATION



PLAN OF SUPERSTRUCTURE SLAB

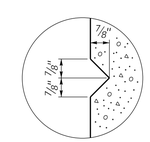

RUSTICATION GROOVE

*Expansion Joint Material:
AASHTO M153
Type-I Sponge Rubber

REVISION DATE: 08/11/2025
REVISION NUMBER: 0

SUBMITTED Michael Cornett 08-11-2025
DIVISION DIRECTOR DATE

APPROVED Jason Bellinger 08-11-2025
STATE HIGHWAY ENGINEER DATE

BRIDGE STANDARDS

COMMONWEALTH OF KENTUCKY
DEPARTMENT OF HIGHWAYS

0° SKEW SUPPORT VARIABLE WIDTH ABUTMENT 25% SKEWED WINGS

STANDARD DRAWING NUMBER
BSA-021-01

OpenRoads Designer v23.00.01.11